

Balancers Line

1. Tips for choosing the balancer.

Evaluate the total load to be balanced and the maximum working stroke required. Check that the load to be balanced is within the minimum and the maximum capacity of the balancer, while the working stroke should be less than the maximum stroke.

2. Product Certifications.

The TECNA balancers are produced in conformity with the DIN 15112:1979 D.

An ATEX-certified balancers line expands the TECNA balancers range. They are suitable to be installed in potentially explosive areas composed by flammable gases or explosive dusts.

3. Certifications achieved and in compliance with standards.



COMPLIANT

ATmosphères et EXplosibles

SPRING BALANCERS

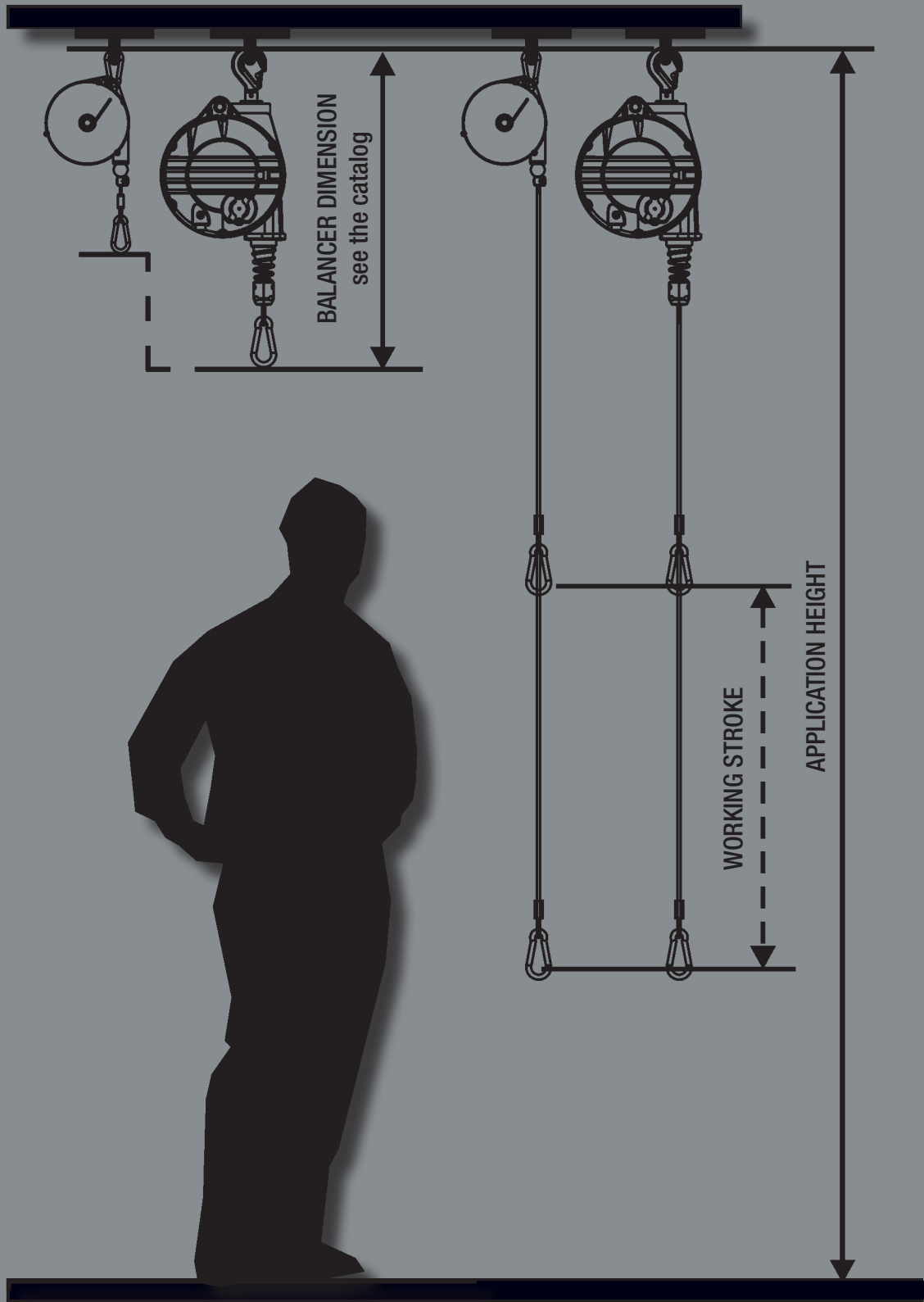


DIN 15112:1979



Made in Italy

BALANCER INSTALLATION EXAMPLE



9311AX÷9313AX

9320AX÷9323AX

01



	Aluminium
	1600 mm
	Inox
	0,4÷3 kg

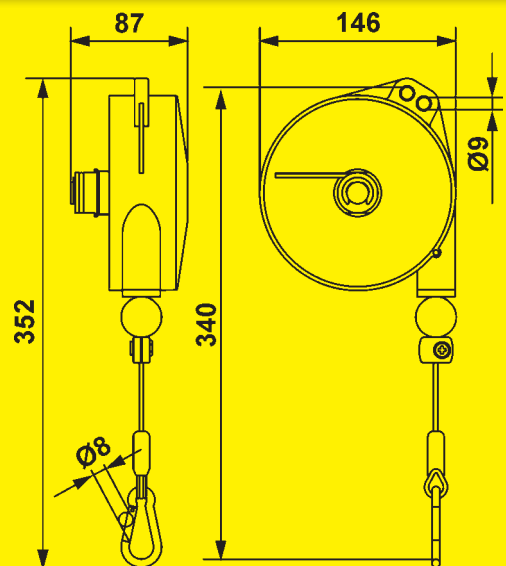
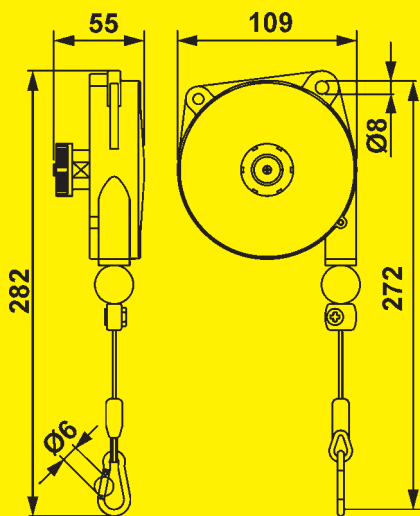
ATEX Ex COMPLIANT
 ATmosphères et EXplosibles
 II 2G c T6

02



	Aluminium
	2000 mm
	Inox
	1÷8 kg

ATEX Ex COMPLIANT
 ATmosphères et EXplosibles
 II 2G c T6



Item	9311AX	9312AX	9313AX
	0,4÷1	1÷2	2÷3
	0,57	0,60	0,74

Item	9320AX	9321AX	9322AX	9323AX
	1÷2,5	2÷4	4÷6	6÷8
	1,67	1,90	1,98	2,28

9336AX÷9340AX

9346AX÷9350AX

03



	Aluminium
	2500 mm
	Inox
	2÷14 kg

ATEX Ex COMPLIANT
 Atmosphères et EXplosibles
 II 2G c T6

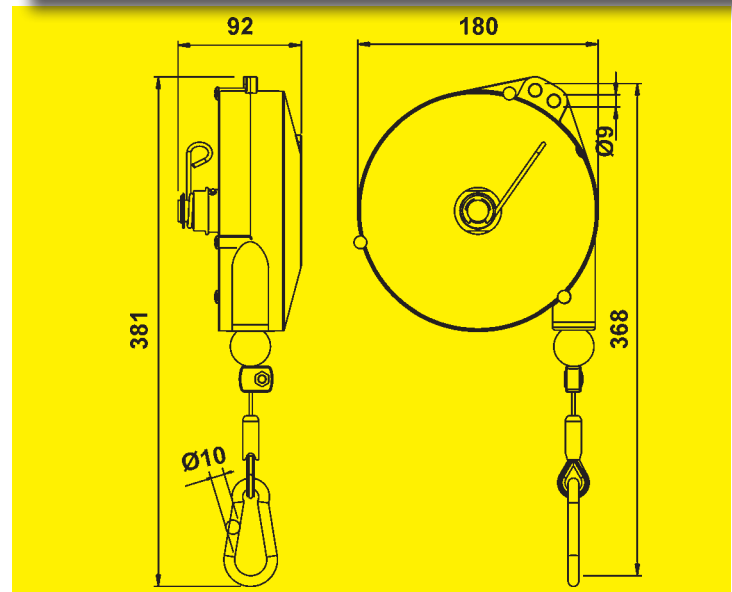
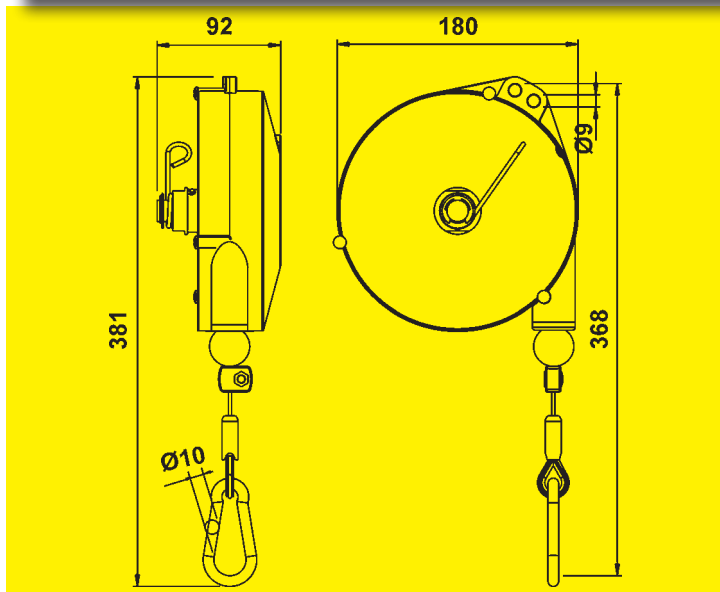
04



	Aluminium
	2500 mm
	Inox
	2÷14 kg

ATEX Ex COMPLIANT
 Atmosphères et EXplosibles
 II 2G c T6





These balancers are equipped with a device enabling to stop the stroke by carrying out a simple operation on the load and with a device that disables it.



Item	9336AX	9337AX	9338AX	9339AX	9340AX
	2÷4	4÷6	6÷8	8÷10	10÷14
	3,14	3,30	3,36	3,43	3,58

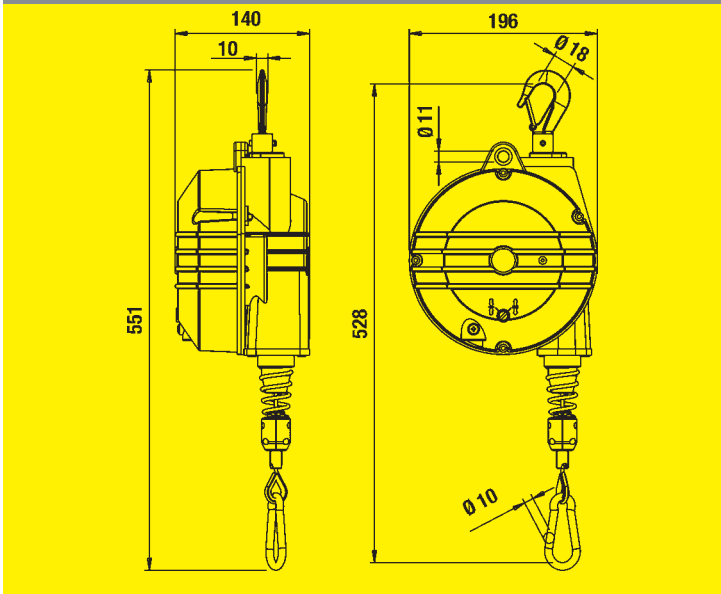
Item	9346AX	9347AX	9348AX	9349AX	9350AX
	2÷4	4÷6	6÷8	8÷10	10÷14
	3,14	3,32	3,38	3,48	3,62

05

	Aluminium
	2000 mm
	Inox
	4÷25 kg



ATEX  **COMPLIANT**
 ATmosphères et EXplosibles
 II 2G c T6
 II 2D c T 85°C

Option F



Option F Brake device





The balancer is equipped with a friction/brake which controls the rotation speed of the drum. This option is feasible when placing a new order while it is not possible to assemble this device on balancers already installed.

Item	9354AX	9355AX	9356AX	9357AX	9358AX	9359AX
	4÷7	7÷10	10÷14	14÷18	18÷22	22÷25
	4,94	5,30	5,67	6,26	5,89	6,53

9502AX ÷ 9509AX

9520AX ÷ 9525AX

06

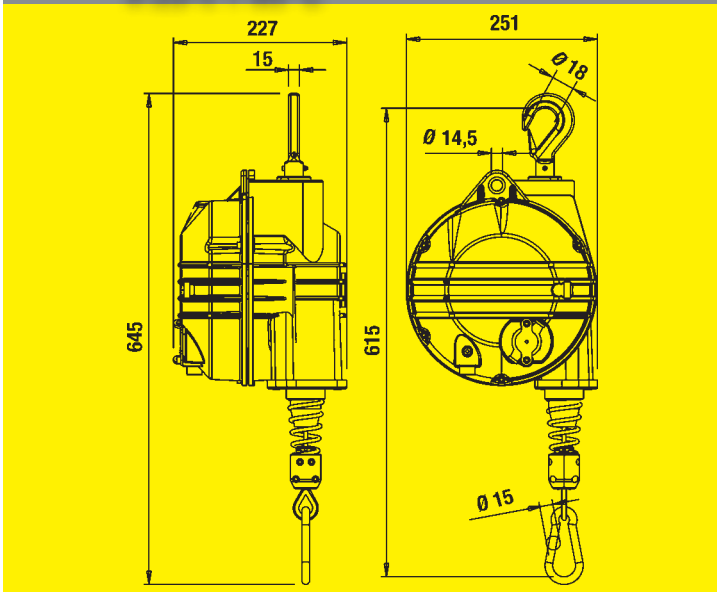
	Aluminium	
	2100 mm	9502AX ÷ 9509AX
	2700 mm	9520AX ÷ 9525AX
	Inox	
	12 ÷ 100 kg	


ATEX  COMPLIANT

ATmosphères et EXplosibles

II 2G c T6

II 2D c T 85°C



Item	9502AX	9503AX	9504AX	9505AX	9506AX	9507AX	9508AX	9509AX	9520AX	9521AX	9522AX	9523AX	9524AX	9525AX
	20 ÷ 30	30 ÷ 40	40 ÷ 50	50 ÷ 60	60 ÷ 70	70 ÷ 80	80 ÷ 90	90 ÷ 100	12 ÷ 20	20 ÷ 30	30 ÷ 40	40 ÷ 50	50 ÷ 60	60 ÷ 70
	12,60	15,20	15,50	16,70	15,50	17,70	16,20	16,80	12,80	12,60	15,80	15,40	16,60	15,70





BALANCERS TECHNICAL FEATURES

	01	02	03	04	05	06	06	
kg	0.4÷3	1÷8	2÷14	2÷14	4÷25	20÷100	12÷70	Capacity
mm	1600	2000	2500	2500	2000	2100	2700	Stroke
	●	●	●	●				Rugged construction, cast aluminium body
					●	●	●	Ribbed and sealed construction in aluminium alloy
	●	●	●	●	●	●	●	Stainless steel rope
	●	●	●	●				Adjustable capacity
					●	●	●	Adjustable capacity by means of a worm screw
	●	●	●	●	●	●	●	Safety suspension
		●	●	●	●	●	●	Safety device against load dropping due to the spring breakage (capacity >3kg)
					●	●	●	Upper rotary suspension with safety hook
				●	●	●	●	Locking device to block the load at any height
	●	●	●	●	●	●	●	Adjustable stroke limiting device
					●	●	●	Taper drum rotating on ball bearings
	●	●	●	●	●	●	●	Cable guide in antifriction material
					●	●	●	Rotary upper hook with ball bearing
	●	●	●	●	●	●	●	Inert spring drum assembly
	●	●	●	●				Polyamides thimble
	●	●	●	●	●	●	●	Operating temperature between + 5°C to + 60°C.

ON REQUEST OPTIONS F

					●			F: Brake device
--	--	--	--	--	---	--	--	-----------------

PACKAGING FEATURES

	9311AX	9312AX	9313AX	9320AX	9321AX	9322AX	9323AX	9336AX	9337AX	9338AX	9339AX
kg	0,70	0,70	0,80	1,80	2,1	2,1	2,5	3,40	3,60	3,70	3,70
mm	204x112x62	204x112x62	204x112x62	254x149x96	254x149x96	254x149x96	254x149x96	304x186x100	304x186x100	304x186x100	304x186x100
	01	01	01	02	02	02	02	03	03	03	03
	9340AX	9346AX	9347AX	9348AX	9349AX	9350AX	9354AX	9355AX	9356AX	9357AX	9358AX
kg	3,80	3,40	3,60	3,70	3,80	3,90	6,00	6,40	6,80	7,40	7,00
mm	304x186x100	304x186x100	304x186x100	304x186x100	304x186x100	304x186x100	525x206x175	525x206x175	525x206x175	525x206x175	525x206x175
	03	04	04	04	04	04	05	05	05	05	05
	9359AX	9502AX	9503AX	9504AX	9505AX	9506AX	9507AX	9508AX	9509AX	9520AX	9521AX
kg	7,60	14,40	17,00	17,30	18,50	17,30	19,50	18,00	18,60	14,60	14,40
mm	525x206x175	590x265x260	590x265x260	590x265x260	590x265x260	590x265x260	590x265x260	590x265x260	590x265x260	590x265x260	590x265x260
	05	06	06	06	06	06	06	06	06	06	06
	9522AX	9523AX	9524AX	9525AX							
kg	17,60	17,20	18,40	17,50							
mm	590x265x260	590x265x260	590x265x260	590x265x260							
	06	06	06	06							